

"FLYING LETTERS OR NUMBERS"

Teacher Name _____

Date: _____ MM/DD
M T W R F

Summary

Write down the letters of the alphabet on small-ish pieces of paper (approx. 2 x 2 inches), set them in a stack in the middle of the fan, and turn the fan on high. Students collect the letters and line up in alphabetical order. Numbers can be substituted for letters for younger children.

Connection(s)

Previous Learning:

Students have learned the concept of alphabetical (numerical) order.

Future Learning:






Can be varied to include any concept that involves remembering items in a sequence: numbers, organism taxonomic classifications, planets, polygon names, ...

Instructional Plan

(Note: WC...whole class; CL...cooperative learning structure; PR...cooperative learning pair; IND...individual work)

- Distribute paper to students, assign a letter for them to write on it WC CL PR IND
- Send the letters flying WC CL PR IND
- Collect the letters and line up! WC CL PR IND
- Option: repeat lower-case vs. upper-case WC CL PR IND
- _____ WC CL PR IND
- _____ WC CL PR IND
- _____ WC CL PR IND

Instructional Resource(s)

-  Box fan filter _____
-  Paper, scissors _____
-  _____
-  _____
-  _____